
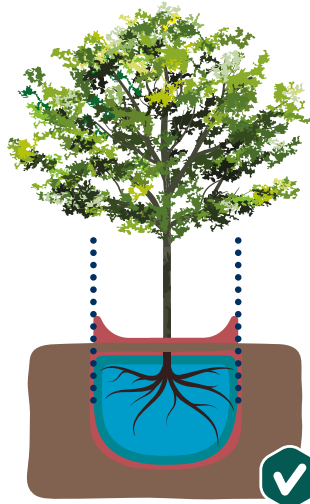


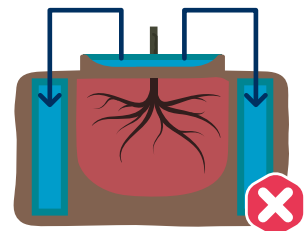
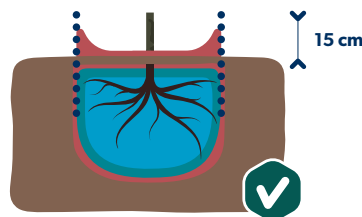
**Apporter de l'eau aux racines dans la motte**

**Développer les racines hors de la motte**

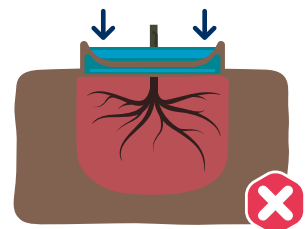
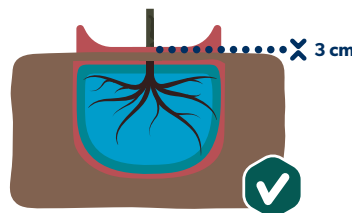
**1** Diamètre de la cuvette inférieur au diamètre de la motte



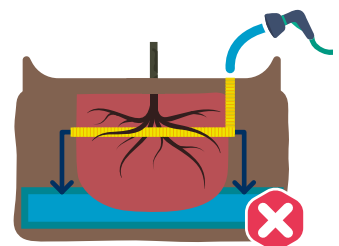
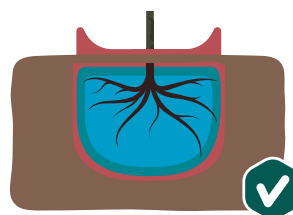
**2** Hauteur de la cuvette supérieure à 15 cm



**3** La terre sur la motte inférieure à 3 cm



**4** Pas de drain pour 95% des cas



**5** Fractionner l'arrosage pour les gros volumes

